



2012 Missouri Hate Crime Report



Jeremiah (Jay) M. Nixon, *Governor of Missouri*

Jerry Lee, *Director of Missouri Department of Public Safety*

Colonel Ronald K. Replogle, *MSHP Superintendent*



THE 2012 MISSOURI HATE CRIME REPORT WAS PREPARED BY:

Mr. Kyle W. Comer, J.D.

State of Missouri UCR Program Manager
Criminal Justice Information Services Division
Missouri State Highway Patrol

Mr. Ronald G. Beck

Missouri Statistical Analysis Center Coordinator
Research and Development Division
Missouri State Highway Patrol

Ms. Alexandra H. Farris

Temporary Clerk
Information and Communications Technology Division
Missouri State Highway Patrol

TABLE OF CONTENTS

INTRODUCTION	1
LEGISLATION	3
HATE CRIME OFFENSE DEFINITIONS	5
MAJOR FINDINGS FOR 2012	6
OFFENSE DATA	9
VICTIM DATA	14
OFFENDER DATA	15
DATA TABLES	
Table 1: Hate Crime Offenses, Victims, and Known Offenders by Bias Motivation 2012.....	16
Table 2: Hate Crime Offenses, Victims, and Known Offenders by Offense Type 2012.....	17
Table 3: Hate Crime Offenses Known Offender’s Race by Offense Type 2012.....	18
Table 4: Hate Crime Offense Type by Bias Motivation 2012	19
Table 5: Hate Crime Offenses Known Offender’s Race by Bias Motivation 2012.....	20
Table 6: Hate Crime Offenses Offense Type by Bias Motivation 2012.....	21
Table 7: Hate Crime Offenses Victim Type by Bias Motivation 2012.....	22
Table 8: Hate Crime Offenses Known Offender’s Race 2012.....	23
Table 9: Hate Crime Offenses Bias Motivation by Location 2012.....	24
Table 10: Hate Crime Offenses, Victims, and Known Offenders by Bias Motivation 2008 - 2012	25
Table 11: Hate Crime Offenses, Victims, and Known Offenders by Offense Type 2008 - 2012	26
Table 12: Hate Crime Offenses Known Offender’s Race by Offense Type 2008 - 2012.....	27
Table 13: Hate Crime Offense Type by Bias Motivation 2008 - 2012.....	28
Table 14: Hate Crime Offenses Known Offender’s Race by Bias Motivation 2008 - 2012.....	29

Table 15: Hate Crime Offenses Offense Type by Bias Motivation 2008 - 2012.....	30
Table 16: Hate Crime Offenses Victim Type by Bias Motivation 2008 - 2012	31
Table 17: Hate Crime Offenses Known Offender’s Race 2008 - 2012	32
Table 18: Hate Crime Offenses Bias Motivation by Location 2008 - 2012	33

FIGURES

Figure 1: Hate Crimes in Missouri 2008 - 2012	6
Figure 2: Hate Crimes by County 2012	7
Figure 3: Hate Crimes by County 2008 - 2012.....	8
Figure 4: Hate Crimes by Offense Type 2012	9
Figure 5: Hate Crimes Against Persons by Offense Type 2012	10
Figure 6: Hate Crimes Against Property by Offense Type 2012	10
Figure 7: Location of Hate Crimes 2012	11
Figure 8: Hate Crimes by Bias Motivation 2008 - 2012.....	11
Figure 9: Hate Crimes by Bias Motivation 2012	12
Figure 10: Bias Motivation by Race 2012	12
Figure 11: Bias Motivation by Sexual Orientation 2012	13
Figure 12: Bias Motivation by Religion 2012	13
Figure 13: Hate Crimes by Victim Type 2012.....	14
Figure 14: Individual Victims of Hate Crime by Offense Type 2012	14
Figure 15: Race of Known Offenders in Hate Crimes 2012.....	15

INTRODUCTION

The *2012 Missouri Hate Crime Report* is a study on hate crime offenses reported by state, county, and local law enforcement agencies in 2012, including additional analysis of hate crime data previously reported in 2008 through 2011. This report contains detailed information on criminal offenses, victims, offenders, locations, and bias motivations associated with hate crimes throughout the State of Missouri.

Pursuant to 43.505 RSMo, hate crime data is collected by the Missouri Uniform Crime Reporting (MoUCR) Program administered by the Missouri State Highway Patrol. Under the authority of Title 28, Section 534 of the United States Code, as well as the Hate Crime Statistics Act of 1990, the MoUCR Program utilizes the approved Federal Bureau of Investigation, *Hate Crime Incident Report* form to gather monthly data, when applicable, from approximately 640 reporting law enforcement agencies across 114 counties and the independent City of St. Louis.

Missouri law enforcement agencies can report hate crimes to the MoUCR Program by two mechanisms: 1) Summary Reporting System (SRS) Hate Crime form; and 2) Missouri Incident Based Reporting System (MIBRS) offense segment. The SRS Hate Crime form is contained in the monthly online UCR package which agencies must specifically select to report a hate crime. The MIBRS offense record contains a bias motivation data element which is checked by an agency to indicate an offense was a hate crime. It is possible, although not established, that the reporting mechanism for hate crimes could result in variance of these crimes in the State.

The FBI National Uniform Crime Reporting Program defines a hate crime as “a criminal offense committed against persons, property, or society which is motivated, in whole or in part, by the offender’s bias against a race, religion, disability, sexual orientation, or ethnicity/national origin.” When a hate crime is reported, the MoUCR Program collects information about the offender's bias when associated with the following eleven (11) designated offense types:

Crimes Against Persons

Murder

Forcible Rape

Aggravated Assault

Simple Assault

Intimidation

Crimes Against Property

Robbery

Burglary

Larceny-Theft

Motor Vehicle Theft

Arson

Property Damage/Vandalism

The MoUCR Program additionally collects offense data on the location of the offense and the specific bias motivating the offender to commit the crime (Anti-Race, Anti-Sexual Orientation, Anti-Religion, Anti-Ethnicity, or Anti-Disability). For hate crime, race is defined as a person’s

common descent or heredity. A person's ethnicity is their culture, religion, and/or language. A bias motivation against disability is based on a physical or mental disadvantage, restriction, and/or abnormality. Data on the number of victims and victim type (Individual, Business, Financial Institution, Government, Religious Organization, Society, Other, or Unknown) is also collected for each hate crime offense. Finally, the reporting agency must include the number of offenders (if known) and the UCR race category of any known offender(s) (White, Black, American/Indian/Alaskan Native, Asian/Pacific/Islander, or Multiple Races).

The FBI National UCR Program has also established the following rules when reporting a single hate crime offense which involves multiple offenses, victims, and/or offenders:

For crimes against persons, one (1) offense is counted for each victim.

For crimes against property, one (1) offense is counted for each offense type.

For crimes against society, one (1) offense is counted for each offense type.

Per the FBI National UCR Program, a "Known Offender" is a hate crime suspect for whom the victim(s) has identified at least one offender characteristic, such as the race, age, or sex. In turn, an "unknown offender" has not been identified in any way. The title "Known Offender" does not imply that the offender is personally known by the victim(s) or that his or her true identity is known to police.

After receipt and state data quality check, the MSHP submits all Missouri hate crime data to the FBI for further analysis and inclusion into their annual *Hate Crime Statistics* publication.

LEGISLATION

Upon the passage of the Hate Crime Statistics Act of 1990 (28 U.S.C. 534), the United States Attorney General was mandated to collect data for all crimes that are motivated by bias of race, religion, sexual orientation, and ethnicity. Under this Act, any crimes that manifest evidence of prejudice based on bias motivation, that include the crimes of murder, non-negligent manslaughter; forcible rape; aggravated assault; simple assault; intimidation; arson; and destruction, damage, or vandalism must be reported for research and statistical practices. The Attorney General subsequently assigned the hate crime data collection responsibilities to the Federal Bureau of Investigation (FBI). Pursuant to this congressional mandate, the FBI National Uniform Crime Reporting Program (UCR) immediately created hate crime data collection guidelines and published their first annual statistical report on hate crimes in 1992.

In September 1994, the Violent Crime Control and the Law Enforcement Act (Pub.L. 103-332) expanded the existing Hate Crime Statistics Act to include bias against disabilities. In 1996, the Church Arson Prevention Act (18 U.S.C. 247) was enacted to prosecute any acts of intentional defacement, damage, or destruction of any religious property because of religious, racial, or ethnic characteristics of that property, as well as prosecute any acts of intimidation by force or threat of force that would hinder religious worship. The Church Arson Prevention Act additionally mandated the collection of hate crime data become a permanent responsibility of the FBI's National UCR Program.

There is additional federal legislation which targets hate crimes and their offenders. The Criminal Interference with Right to Fair Housing Act (42 U.S.C. 3631) makes it unlawful for anyone to use force, or threaten to use force, to injure, intimidate, or interfere with anyone else's housing rights, because of any bias motivation. The Freedom of Access to Clinic Entrances Act (18 U.S.C. 248) similarly prohibits any intimidation or interference with an individual's place of religious worship because of any bias motivation.

The Federally Protected Activities law (18 U.S.C. 245) prohibits purposeful injury, intimidation, or interference, or an attempt at doing so, because the person is of a certain race, color, religion, or national origin and is involved in an activity in public school or college, a participant of government assistance, an applicant for state or federal employment, an applicant for private employment, a juror, a voter, a traveler, or a patron of a business. The Conspiracy Against Rights law (18 U.S.C. 241) also makes it illegal for any two persons to threaten to injure or intimidate any person of any state in the enjoyment of any rights secured to them by the constitution.

The federal government amended the Hate Crime Statistics Act in 2009 with the passage of the Mathew Shepard and James Byrd, Jr. Hate Crime Prevention Act. The amendment requires "Gender" and "Gender Identity" be collected as two additional bias motivations for hate crime data. The Mathew Shepard Act also mandates that any crimes committed by or against

juveniles based on a bias motivation must also be reported as a hate crime. The FBI is still in the process of amending their *Hate Crime Incident Report* and the National Incident Based Reporting System (NIBRS) data collection specifications to account for these enhancements.

The Missouri UCR Program began collecting hate crime data in 2007 and received the first calendar year worth of statewide hate crime statistics in 2008. The State of Missouri has enacted two statutes that are used to criminalize hate crime activity. While 574.085 RSMo criminalizes vandalism or damage to places used for religious worship or other religious purpose, schools, community centers, and any personal property contained therein, 557.035 RSMo provides enhanced penalties for any crimes that the state believes to have a bias motivation based on the race, color, religion, national origin, sex, sexual orientation, or disability of the victim.

HATE CRIME OFFENSE DEFINITIONS

A goal of the National UCR Program, as developed by law enforcement, was to provide a “common denominator” language that transcends the varying local and state laws. State statutes and local ordinances must be very specific in defining crimes so that persons facing prosecution will know the exact charges being placed against them. On the other hand, the definitions used in UCR are generic in order to not exclude varying state and federal statutes relating to the same type of crime. Accordingly, the offense definitions in the UCR Program are based on the common-law definitions found in the Black Law Dictionary, the UCR Program 1932 Standard Classification of Offenses, and the National Crime Information Center Uniform Offense Classifications.

Murder and Non-negligent Manslaughter—The willful (non-negligent) killing of one human being by another.

Forcible Rape—The carnal knowledge of a female forcibly and against her will.

Robbery—The taking or attempted taking of anything of value from the care, custody, or control of a person or persons by force or threat of force or violence and/or by putting the victim in fear.

Aggravated Assault—An unlawful attack by one person upon another for the purpose of inflicting severe or aggravated bodily injury. This type of assault usually is accompanied by the use of a weapon or by means likely to produce death or great bodily harm.

Burglary—The unlawful entry of a structure to commit a felony or a theft.

Larceny-Theft—The unlawful taking, carrying, leading, or riding away of property from the possession or constructive possession of another.

Motor Vehicle Theft—The theft or attempted theft of a motor vehicle.

Arson—Any willful or malicious burning or attempt to burn, with or without intent to defraud, a dwelling house, public building, motor vehicle or aircraft, personal property of another, etc.

Simple Assault—All assaults and attempted assaults which are not of an aggravated nature and do not result in serious injury to the victim.

Intimidation—To unlawfully place another person in reasonable fear of bodily harm through the use of threatening words and/or other conduct, but without displaying a weapon or subjecting the victim to actual physical attack.

Vandalism—To willfully or maliciously destroy, injure, disfigure, or deface any public or private property, real or personal, without the consent of the owner or person having custody or control by cutting, tearing, breaking, marking, painting, drawing, covering with filth, or any other such means as may be specified by local law.

MAJOR FINDINGS FOR 2012

- There were a total of 106 hate crime offenses reported in 2012, a decrease of 13.1% from 2011 (122).
- 29 Missouri law enforcement agencies, located across 16 counties, reported at least one hate crime offense.
- Hate crimes were committed against 124 victims by 131 known offenders.
- Hate crimes were most frequently committed against individuals (91.5%).
- The most frequently reported offenses were property damage/vandalism (32.1%), simple assault (24.5%), and intimidation (17.9%).
- Hate crimes were most frequently committed at a residence (44.3%), on a highway/road/alley/street (22.6%), or at a school/college (7.5%).
- The most frequently reported bias motivations were race (60.4%) and sexual orientation (19.8%).
- Anti-black was the bias motivation reported in 67.2% of all anti-racial hate crimes, with anti-homosexuality (gay and lesbian) reported in 52.4% of all anti-sexual orientation hate crimes.

**Figure 1: Hate Crimes in Missouri
2008 - 2012**

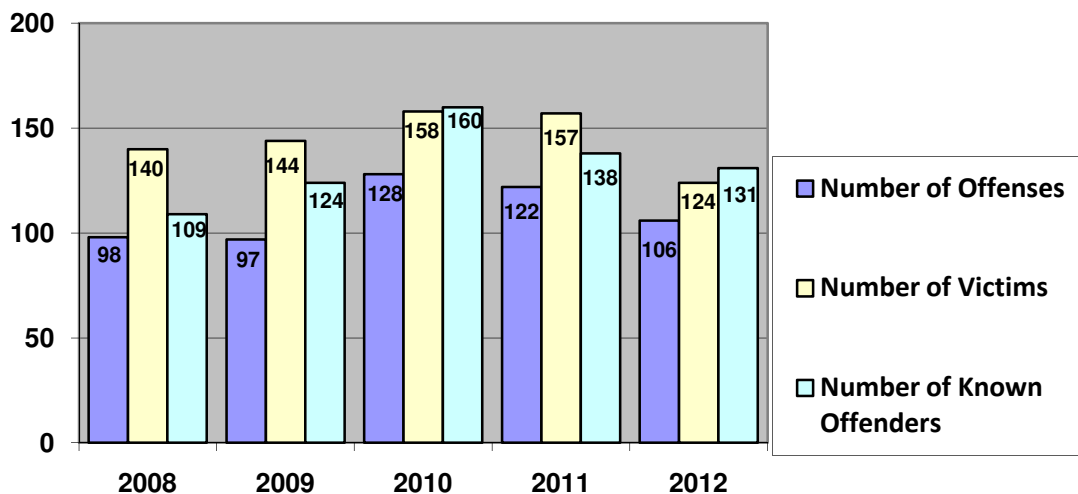


Figure 2: Hate Crimes by County (2012)

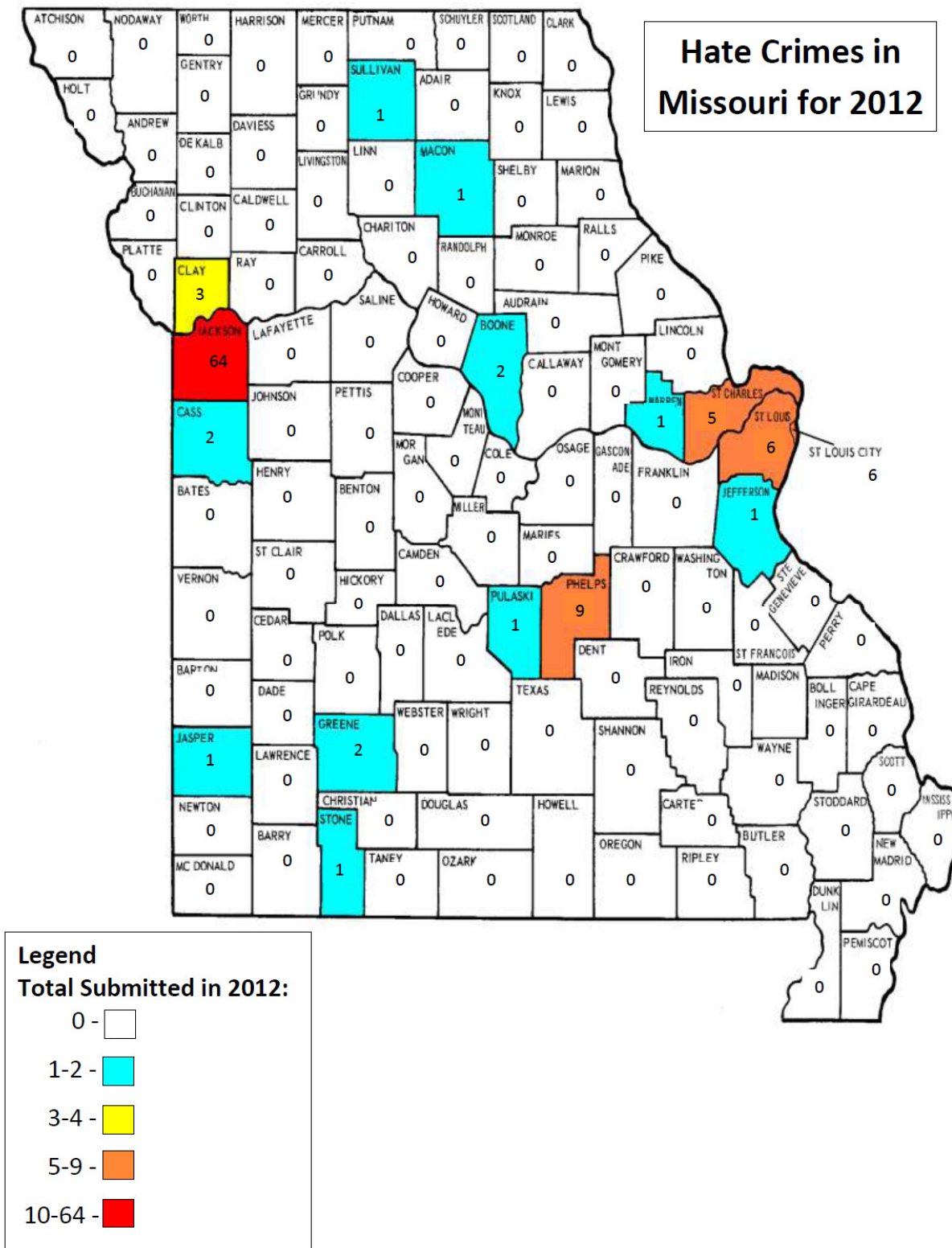
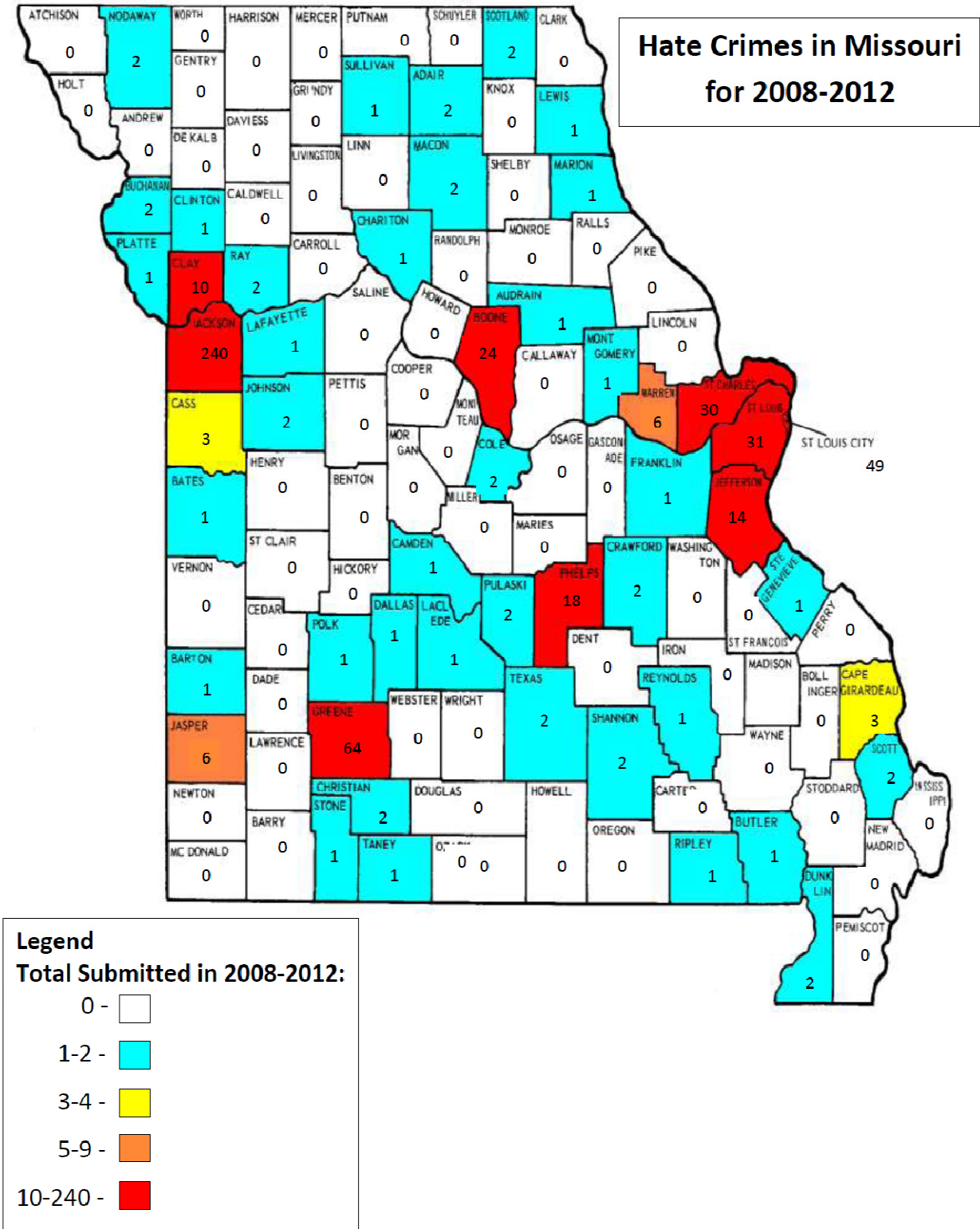


Figure 3: Hate Crimes by County (2008-2012)



OFFENSE DATA

As indicated in **Figure 1**, the number of hate crime offenses decreased from 122 in 2011 to 106 in 2012. This 13.1% decrease followed a previous decrease of 4.7% in reported hate crimes from 2010 (128) to 2011.

The National UCR Program classifies all hate crime offenses as crimes against persons, crimes against property, or crimes against society. In 2012, 54.7% of all reported hate crimes were crimes against persons and 45.3% were crimes against property. No hate crimes against society were reported in 2012.

Per **Figures 4 & 5**, simple assault accounted for 26 of 106 (24.5%) of all reported offenses in 2012 and 44.8% of all crimes against persons. Per **Figures 4 & 6**, property destruction accounted for 34 of 106 (32.1%) of all reported offenses in 2012, but 70.8% of all crimes against property.

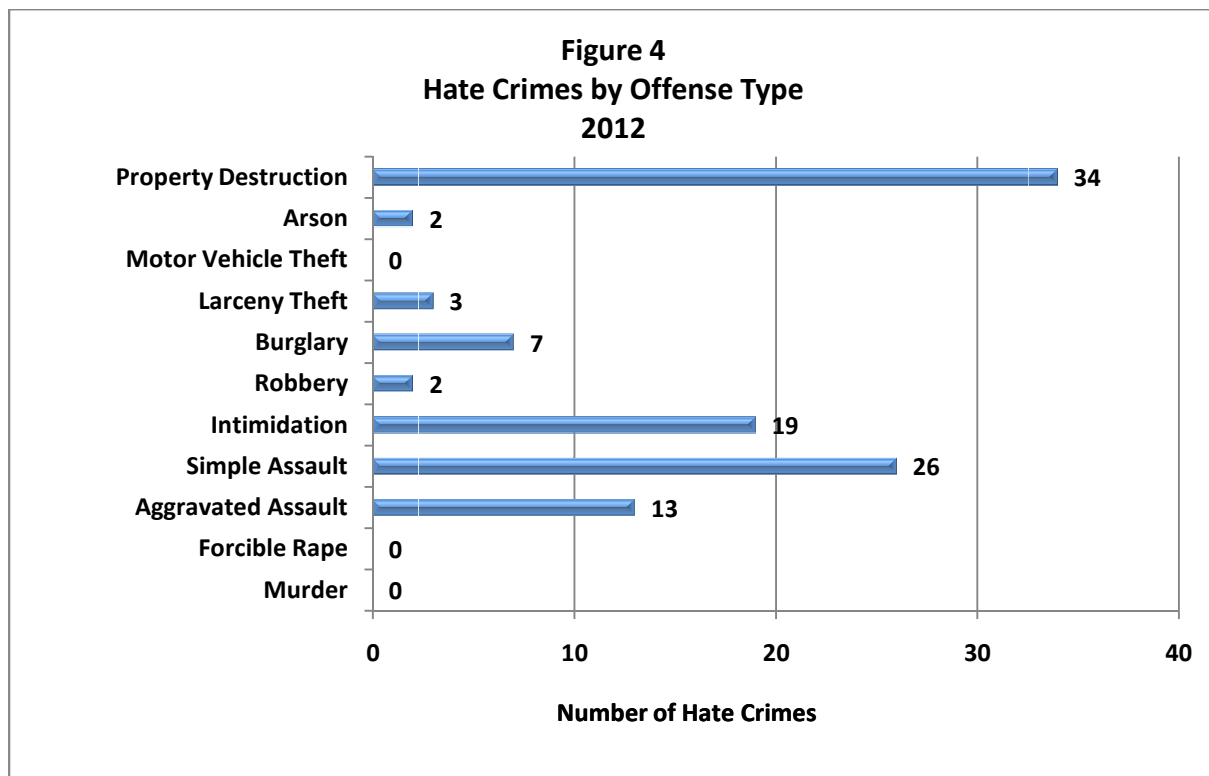


Figure 5
Hate Crimes Against Persons by Offense Type
2012

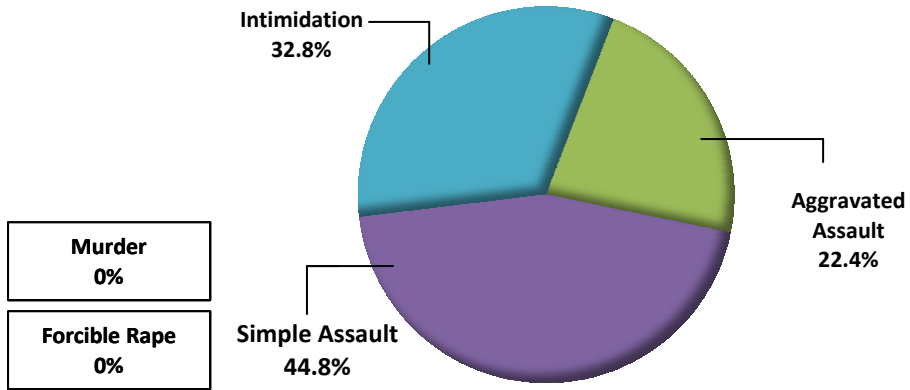
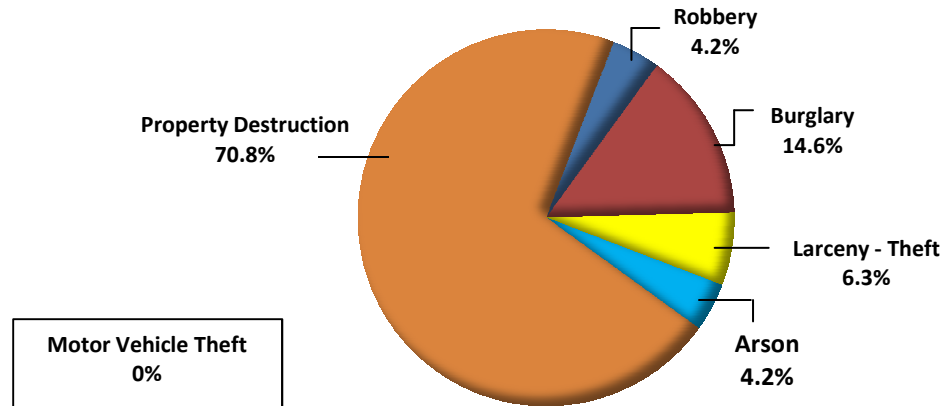
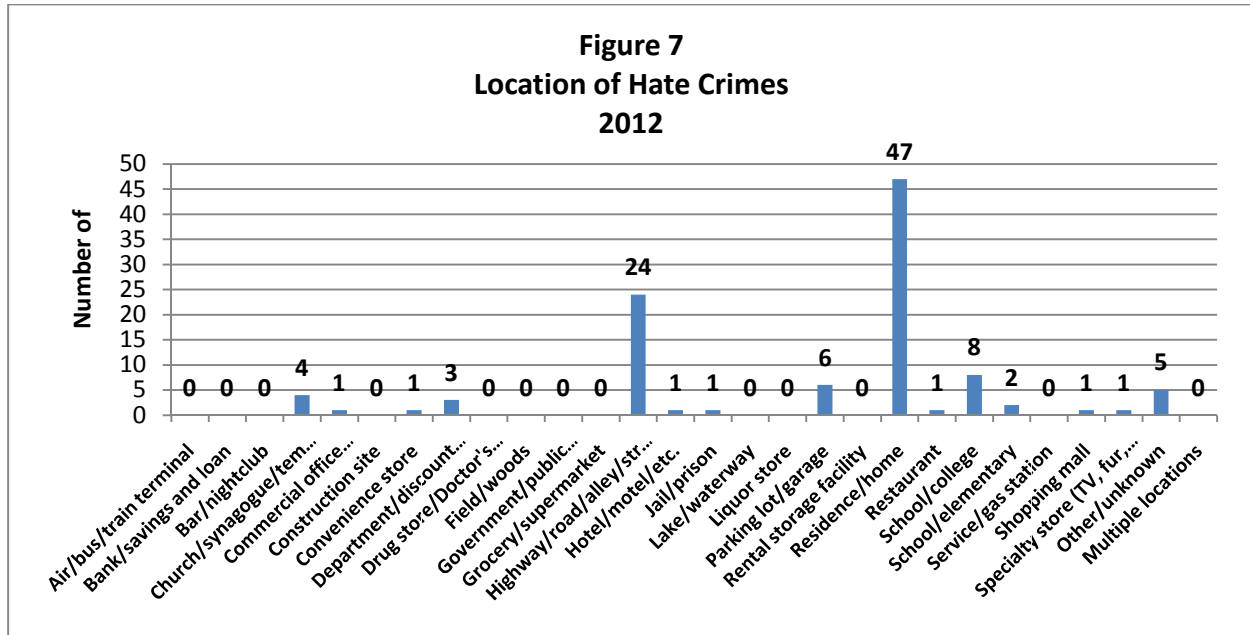


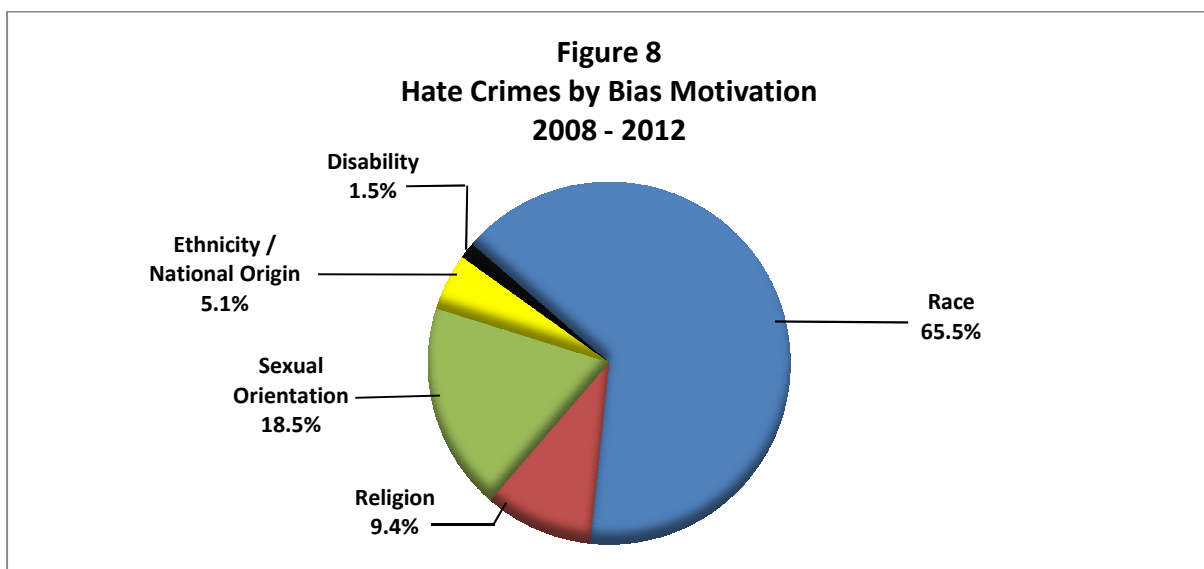
Figure 6
Hate Crimes Against Property by Offense Type
2012



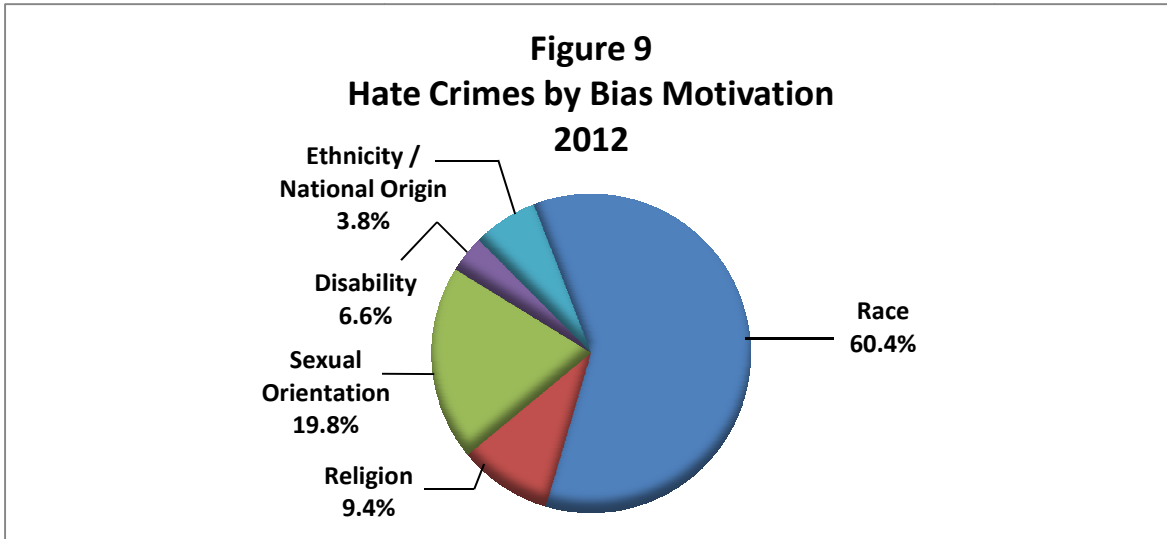
Law enforcement must select one of 25 possible locations when submitting monthly hate crime offense data. As outlined in **Figure 7**, 47 of 106 (44.3%) of all hate crimes occurred at a residence, 24 (22.6%) occurred at a highway/road/alley/street, and eight of 106 (7.5%) were at a school/college. The remaining 27 of 106 (25.5%) hate crimes occurred in a number of other locations such as parking lots/garages, bars/nightclubs, convenience stores, and restaurants.



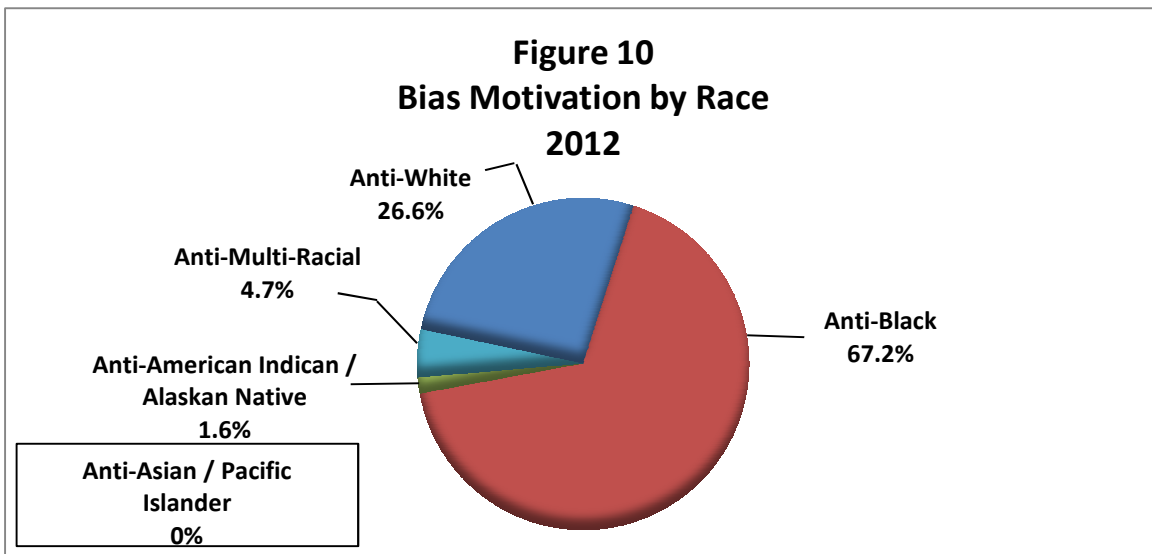
For the past five years, 361 of 551 (65.5%) of all reported hate crimes were motivated by a racial bias. **Figure 8** indicates that 18.5% of 2008 through 2012 hate crimes involved a sexual orientation bias, 9.4% involved a religious bias, and 5.1% involved an ethnicity bias. A bias motivation of anti-disability accounted for 1.5% of all hate crimes.



This racially biased trend was supported in 2012. As indicated in **Figure 9**, race was again the bias motivation in the majority of all hate crimes reported in 2012 (60.4%). This bias motivation of race was followed by sexual orientation (19.8%), religion (9.4%), disability (6.6%), and ethnicity/national origin (3.8%).



As indicated in **Figure 10**, the most frequently reported racially-biased bias motivation in 2012 was Anti-Black (67.2%). An anti-white bias was reported in 26.6% of racially-based hate crimes and anti-multi-racial bias was reported in 4.7% of the total. Anti-American Indian/Alaskan Native bias accounted for 1.6%.



Per **Figure 11**, all sexual orientation based hate crimes in 2012 involved a bias against homosexuality. Gay and lesbian anti-homosexual bias accounted for 52.4% of all hate crimes based on sexual orientation. Anti-male homosexual bias (42.9%) and anti-bisexual bias (4.8%) accounted for the remaining sexually oriented based hate crimes.

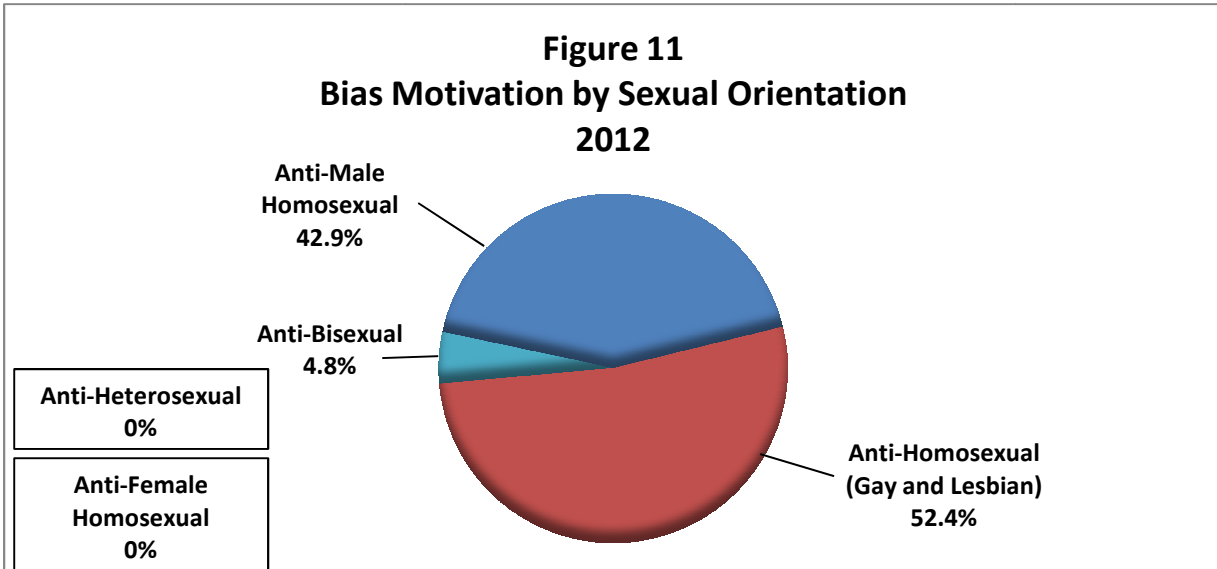
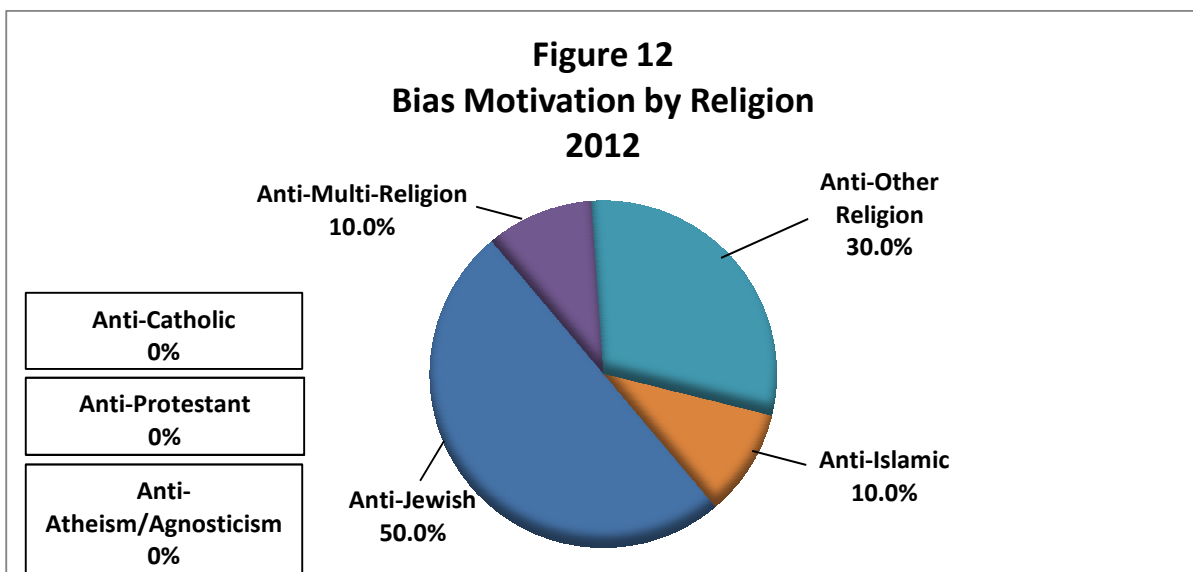
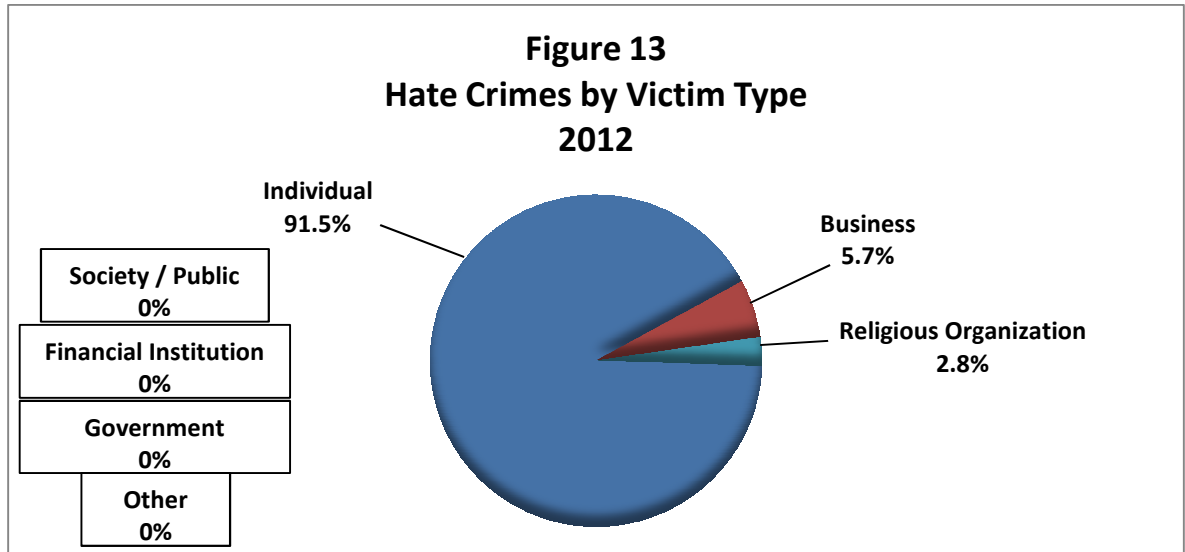


Figure 12 indicates that Anti-Jewish was the most frequent religious bias motivation, accounting for 50% of the total religion bias motivations. Anti-multi-religion and Anti-Islamic represented 10% while anti-other religion represented 30% of religious-based hate crimes.

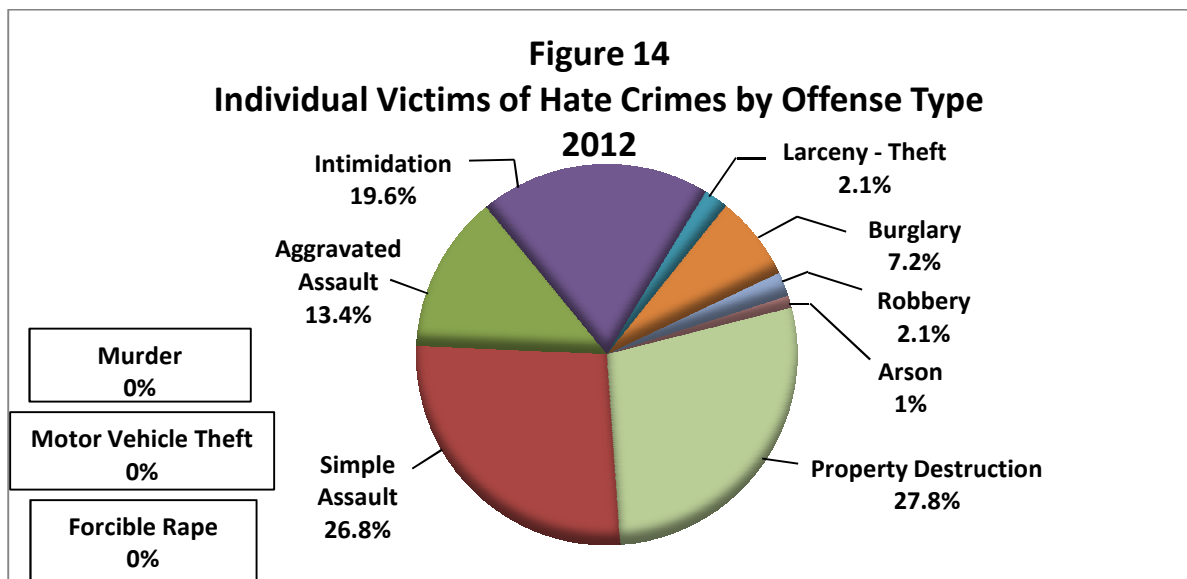


VICTIM DATA

The MoUCR Program collects data on the type of victims of hate crimes which may involve multiple victims and victim types. In 2012, 124 victims were identified in 106 hate crime offenses, with the overwhelming majority (91.5%) being individuals. Per **Figure 13**, businesses represented 5.7% of total hate crime victims and religious organizations represented 2.8%.



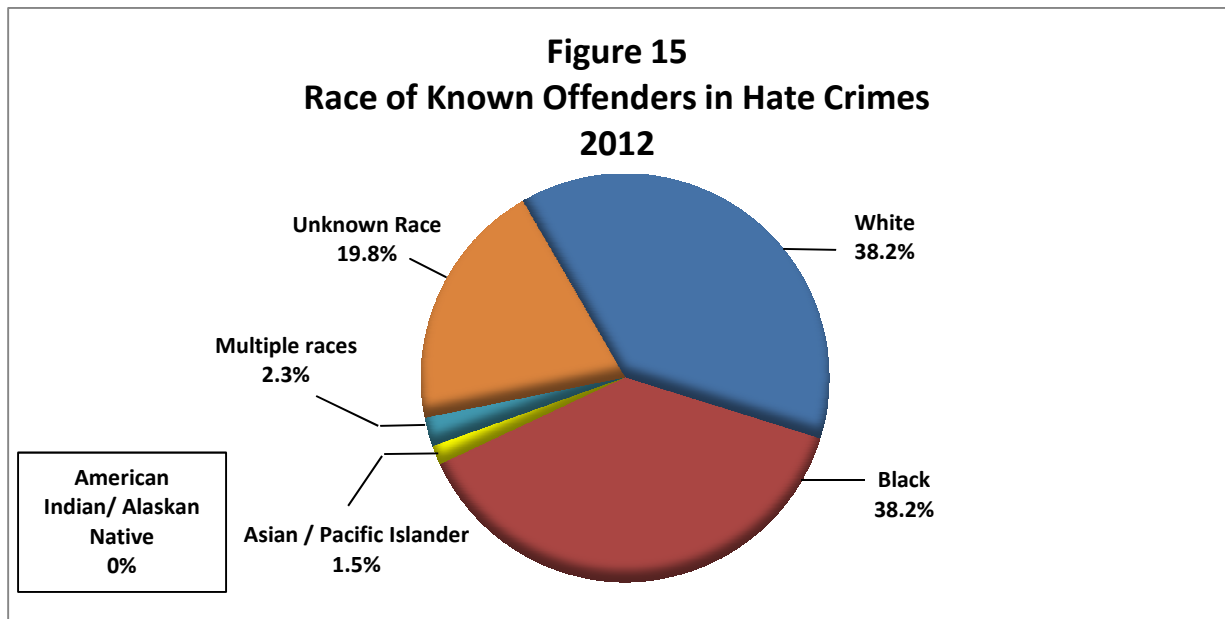
As shown in **Figure 14**, individuals are most often the victim of property destruction (27.8%), simple assault (26.8%), intimidation (19.6%), or aggravated assault (13.4%). The offenses of burglary (7.2%), robbery (2.1%), larceny-theft (2.1%), and arson (1%) were also committed against individuals in 2012 hate crimes.



OFFENDER DATA

When reporting a hate crime offense, law enforcement agencies are requested to identify the number of offenders (if possible) and apparent race of the offender or offenders as a group. The gender and age of the offender (when known) are not characteristics collected as part of the hate crime data. As previously indicated in **Figure 1**, there were 131 known offenders identified within 106 hate crime offenses in 2012. With a 13.1% decrease in hate crime offenses from 2011 to 2012, the number of known offenders also decreased by 5.1%.

Per **Figure 15**, most hate crimes reported in 2012 were committed by both white and black offenders who each represent 38.2% of all known offenders. Victims were unsure of the race in 19.8% of all 2012 hate crime offenders although they knew the number of offenders involved. Additionally, 1.5% of all offenders in 2012 hate crimes were identified by victims as having a race of Asian/Pacific Islander.



DATA TABLES

Table 1
Hate Crime Offenses, Victims, and Known Offenders
by Bias Motivation
2012

<i>Bias motivation</i>	<i>Offenses</i>	<i>Victims</i>	<i>Known offenders</i>
Total	106	124	131
Race:	64	79	82
Anti-White	17	18	42
Anti-Black	43	56	35
Anti-American Indian/Alaskan Native	1	1	0
Anti-Asian/Pacific Islander	0	0	0
Anti-Multi-Racial Group	3	4	5
Religion:	10	10	11
Anti-Jewish	5	5	4
Anti-Catholic	0	0	0
Anti-Protestant	0	0	0
Anti-Islamic	1	1	1
Anti-Other Religion	3	3	5
Anti-Multiple Religions, Group	1	1	1
Anti-Atheism/Agnosticism/etc.	0	0	0
Sexual Orientation:	21	22	25
Anti-Male Homosexual	9	10	12
Anti-Female Homosexual	0	0	0
Anti-Homosexual	11	11	12
Anti-Heterosexual	0	0	0
Anti-Bisexual	1	1	1
Ethnicity/National Origin:	4	4	6
Anti-Hispanic	4	4	6
Anti-Other Ethnicity/National Origin	0	0	0
Disability:	7	9	7
Anti-Physical	2	2	2
Anti-Mental	5	7	5

Table 2
Hate Crime Offenses, Victims, and Known Offenders
by Offense Type
2012

<i>Offense type</i>	<i>Offenses</i>	<i>Victims</i>	<i>Known offenders</i>
Total	106	124	131
Crimes against persons:	58	71	84
Murder and non-negligent manslaughter	0	0	0
Forcible rape	0	0	0
Aggravated assault	13	19	29
Simple assault	26	27	35
Intimidation	19	25	20
Other	0	0	0
Crimes against property:	48	53	47
Robbery	2	3	7
Burglary	7	7	11
Larceny-theft	3	5	3
Motor vehicle theft	0	0	0
Arson	2	2	2
Destruction/damage/vandalism	34	36	24
Other	0	0	0

Table 3

**Hate Crime Offenses
Known Offender's Race by Offense Type
2012**

<i>Offense type</i>	<i>Total offenders</i>	<i>Known offender's race</i>						<i>Unknown offender</i>
		<i>White</i>	<i>Black</i>	<i>American Indian/ Alaskan Native</i>	<i>Asian/ Pacific Islander</i>	<i>Multiple races, group</i>	<i>Unknown race</i>	
Total	131	50	50	0	2	3	26	68
Crimes against persons:	84	40	36	0	2	3	3	43
Murder and non-negligent manslaughter	0	0	0	0	0	0	0	0
Forcible rape	0	0	0	0	0	0	0	0
Aggravated assault	29	7	19	0	0	3	0	7
Simple assault	35	20	14	0	0	0	1	20
Intimidation	20	13	3	0	2	0	2	16
Other ¹	0	0	0	0	0	0	0	0
Crimes against property:	47	10	14	0	0	0	23	25
Robbery	7	0	7	0	0	0	0	0
Burglary	11	4	0	0	0	0	7	3
Larceny-theft	3	2	0	0	0	0	1	3
Motor vehicle theft	0	0	0	0	0	0	0	0
Arson	2	0	0	0	0	0	2	2
Destruction/damage/vandalism	24	4	7	0	0	0	13	17
Other ¹	0	0	0	0	0	0	0	0

Table 4

**Hate Crime Offense Type by Bias Motivation
2012**

<i>Bias motivation</i>	<i>Total Offenses</i>	<i>Crimes against persons</i>						<i>Crimes against property</i>						
		<i>Murder</i>	<i>Forcible Rape</i>	<i>Aggravated assault</i>	<i>Simple assault</i>	<i>Intimidation</i>	<i>Other</i>	<i>Robbery</i>	<i>Burglary</i>	<i>Larceny-Theft</i>	<i>Motor Vehicle Theft</i>	<i>Arson</i>	<i>Destruction/damage/vandalism</i>	<i>Other</i>
Total	106	0	0	13	26	19	0	2	7	3	0	2	34	0
Race:	64	0	0	8	15	11	0	2	4	2	0	0	22	0
Anti-White	17	0	0	4	6	2	0	2	0	2	0	0	1	0
Anti-Black	43	0	0	3	9	8	0	0	4	0	0	0	19	0
Anti-American Indian/Alaskan Native	1	0	0	0	0	0	0	0	0	0	0	0	1	0
Anti-Asian/Pacific Islander	0	0	0	0	0	0	0	0	0	0	0	0	0	0
Anti-Multi-Racial Group	3	0	0	1	0	1	0	0	0	0	0	0	1	0
Religion:	10	0	0	0	2	2	0	0	0	0	0	1	5	0
Anti-Jewish	5	0	0	0	1	2	0	0	0	0	0	0	2	0
Anti-Catholic	0	0	0	0	0	0	0	0	0	0	0	0	0	0
Anti-Protestant	0	0	0	0	0	0	0	0	0	0	0	0	0	0
Anti-Islamic	1	0	0	0	0	0	0	0	0	0	0	1	0	0
Anti-Other Religion	3	0	0	0	1	0	0	0	0	0	0	0	2	0
Anti-Multiple Religions, Group	1	0	0	0	0	0	0	0	0	0	0	0	1	0
Anti-Atheism/Agnosticism/etc.	0	0	0	0	0	0	0	0	0	0	0	0	0	0
Sexual Orientation:	21	0	0	3	5	6	0	0	1	0	0	1	5	0
Anti-Male Homosexual	9	0	0	2	3	3	0	0	0	0	0	1	0	0
Anti-Female Homosexual	0	0	0	0	0	0	0	0	0	0	0	0	0	0
Anti-Homosexual	11	0	0	1	1	3	0	0	1	0	0	0	5	0
Anti-Heterosexual	0	0	0	0	0	0	0	0	0	0	0	0	0	0
Anti-Bisexual	1	0	0	0	1	0	0	0	0	0	0	0	0	0
Ethnicity/National Origin:	4	0	0	1	1	0	0	0	1	0	0	0	1	0
Anti-Hispanic	4	0	0	1	1	0	0	0	1	0	0	0	1	0
Anti-Other Ethnicity/National Origin	0	0	0	0	0	0	0	0	0	0	0	0	0	0
Disability:	7	0	0	1	3	0	0	0	1	1	0	0	1	0
Anti-Physical	2	0	0	0	2	0	0	0	0	0	0	0	0	0
Anti-Mental	5	0	0	1	1	0	0	0	1	1	0	0	1	0

Table 5

**Hate Crime Offenses
Known Offender's Race by Bias Motivation
2012**

<i>Bias motivation</i>	<i>Total offenders</i>	<i>Known offender's race</i>						<i>Unknown offender</i>
		<i>White</i>	<i>Black</i>	<i>American Indian / Alaskan Native</i>	<i>Asian / Pacific Islander</i>	<i>Multiple races, group</i>	<i>Unknown race</i>	
Total	131	50	50	0	2	3	26	68
Race:	82	29	41	0	0	3	9	33
Anti-White	42	3	39	0	0	0	0	8
Anti-Black	35	24	2	0	0	0	9	23
Anti-American Indian/Alaskan Native	0	0	0	0	0	0	0	0
Anti-Asian/Pacific Islander	0	0	0	0	0	0	0	0
Anti-Multiple Races, Group	5	2	0	0	0	3	0	2
Religion:	11	2	3	0	2	0	4	8
Anti-Jewish	4	1	0	0	2	0	1	4
Anti-Catholic	0	0	0	0	0	0	0	0
Anti-Protestant	0	0	0	0	0	0	0	0
Anti-Islamic	1	0	0	0	0	0	1	1
Anti-Other Religion	5	1	3	0	0	0	1	2
Anti-Multiple Religions, Group	1	0	0	0	0	0	1	1
Anti-Atheism/Agnosticism/etc.	0	0	0	0	0	0	0	0
Sexual Orientation:	25	13	5	0	0	0	7	17
Anti-Male Homosexual	12	10	1	0	0	0	1	7
Anti-Female Homosexual	0	0	0	0	0	0	0	0
Anti-Homosexual	12	2	4	0	0	0	6	9
Anti-Heterosexual	0	0	0	0	0	0	0	0
Anti-Bisexual	1	1	0	0	0	0	0	1
Ethnicity/National Origin:	6	4	0	0	0	0	2	3
Anti-Hispanic	6	4	0	0	0	0	2	3
Anti-Other Ethnicity/National Origin	0	0	0	0	0	0	0	0
Disability:	7	2	1	0	0	0	4	7
Anti-Physical	2	1	0	0	0	0	1	2
Anti-Mental	5	1	1	0	0	0	3	5

Table 6

**Hate Crime Offenses
Offense Type by Bias Motivation
2012**

<i>Bias motivation</i>	<i>Total victims</i>	<i>Crimes against persons</i>					<i>Crimes against property</i>						
		<i>Murder</i>	<i>Forcible Rape</i>	<i>Aggravated Assault</i>	<i>Simple Assault</i>	<i>Intimidation</i>	<i>Robbery</i>	<i>Burglary</i>	<i>Larceny-Theft</i>	<i>Motor Vehicle Theft</i>	<i>Arson</i>	<i>Destruction/damage/vandalism</i>	<i>Other</i>
Total	124	0	0	13	26	19	2	7	3	0	2	34	0
Race:	79	0	0	8	15	11	2	4	2	0	0	22	0
Anti-White	18	0	0	4	6	2	2	0	2	0	0	1	0
Anti-Black	56	0	0	3	9	8	0	4	0	0	0	19	0
Anti-American Indian / Alaskan Native	1	0	0	0	0	0	0	0	0	0	0	1	0
Anti-Asian/Pacific Islander	0	0	0	0	0	0	0	0	0	0	0	0	0
Anti-Multiple Races, Group	4	0	0	1	0	1	0	0	0	0	0	1	0
Religion:	10	0	0	0	2	2	0	0	0	0	1	5	0
Anti-Jewish	5	0	0	0	1	2	0	0	0	0	0	2	0
Anti-Catholic	0	0	0	0	0	0	0	0	0	0	0	0	0
Anti-Protestant	0	0	0	0	0	0	0	0	0	0	0	0	0
Anti-Islamic	1	0	0	0	0	0	0	0	0	1	0	0	0
Anti-Other Religion	3	0	0	0	1	0	0	0	0	0	0	2	0
Anti-Multiple Religions, Group	1	0	0	0	0	0	0	0	0	0	0	1	0
Anti-Atheism/Agnosticism/etc.	0	0	0	0	0	0	0	0	0	0	0	0	0
Sexual Orientation:	22	0	0	3	5	6	0	1	0	0	1	5	0
Anti-Male Homosexual	10	0	0	2	3	3	0	0	0	0	1	0	0
Anti-Female Homosexual	0	0	0	0	0	0	0	0	0	0	0	0	0
Anti-Homosexual	11	0	0	1	1	3	0	1	0	0	0	5	0
Anti-Heterosexual	0	0	0	0	0	0	0	0	0	0	0	0	0
Anti-Bisexual	1	0	0	0	1	0	0	0	0	0	0	0	0
Ethnicity/National Origin:	4	0	0	1	1	0	0	1	0	0	0	1	0
Anti-Hispanic	4	0	0	1	1	0	0	1	0	0	0	1	0
Anti-Other Ethnicity/National Origin	0	0	0	0	0	0	0	0	0	0	0	0	0
Disability:	9	0	0	1	3	0	0	1	1	0	0	1	0
Anti-Physical	2	0	0	0	2	0	0	0	0	0	0	0	0
Anti-Mental	7	0	0	1	1	0	0	1	1	0	0	1	0

Table 7

**Hate Crime Offenses
Victim Type by Bias Motivation
2012**

<i>Bias motivation</i>	<i>Total offenses</i>	<i>Victim type</i>							
		<i>Individual</i>	<i>Business</i>	<i>Financial Institution</i>	<i>Government</i>	<i>Religious organization</i>	<i>Society/public</i>	<i>Other</i>	<i>Unknown</i>
Total	106	97	6	0	0	3	0	0	0
Race	64	60	4	0	0	0	0	0	0
Religion	10	6	1	0	0	3	0	0	0
Sexual Orientation	21	21	0	0	0	0	0	0	0
Ethnicity/National Origin	4	4	0	0	0	0	0	0	0
Disability	7	6	1	0	0	0	0	0	0

Table 8

**Hate Crime Offenses
Known Offenders Race
2012**

Total	131
White	50
Black	50
American Indian/Alaskan Native	0
Asian/Pacific Islander	2
Multiple Races, Group	3
Unknown Race	26

Table 9
Hate Crime Offenses
Bias Motivation by Location
2012

<i>Location</i>	<i>Total offenses</i>	<i>Bias motivation</i>				
		<i>Race</i>	<i>Religion</i>	<i>Sexual orientation</i>	<i>Ethnicity/national origin</i>	<i>Disability</i>
Total	106	64	10	21	4	7
Air/bus/train terminal	0	0	0	0	0	0
Bank/savings and loan	0	0	0	0	0	0
Bar/nightclub	0	0	0	0	0	0
Church/synagogue/temple	4	0	4	0	0	0
Commercial office building	1	0	1	0	0	0
Construction site	0	0	0	0	0	0
Convenience store	1	1	0	0	0	0
Department/discount store	3	3	0	0	0	0
Drug store/Doctor's office/hospital	0	0	0	0	0	0
Field/woods	0	0	0	0	0	0
Government/public building	0	0	0	0	0	0
Grocery/supermarket	0	0	0	0	0	0
Highway/road/alley/street	24	18	1	4	1	0
Hotel/motel/etc.	1	0	0	0	1	0
Jail/prison	1	1	0	0	0	0
Lake/waterway	0	0	0	0	0	0
Liquor store	0	0	0	0	0	0
Parking lot/garage	6	1	1	3	0	1
Rental storage facility	0	0	0	0	0	0
Residence/home	47	33	1	6	2	5
Restaurant	1	0	0	1	0	0
School/college	8	4	0	4	0	0
Service/gas station	2	1	0	1	0	0
Specialty store (TV, fur, etc.)	0	0	0	0	0	0
Other/unknown	1	0	0	1	0	0
Multiple locations	1	1	0	0	0	0

Table 10**Hate Crime Offenses, Victims, and Known Offenders
by Bias Motivation
2008 - 2012**

<i>Bias motivation</i>	<i>Offenses</i>	<i>Victims</i>	<i>Known offenders</i>
Total	551	723	662
Race:	361	486	434
Anti-White	67	84	135
Anti-Black	268	360	259
Anti-American Indian/Alaskan Native	5	5	4
Anti-Asian/Pacific Islander	7	11	5
Anti-Multi-Racial Group	14	26	31
Religion:	52	58	41
Anti-Jewish	23	25	17
Anti-Catholic	3	3	3
Anti-Protestant	7	7	3
Anti-Islamic	12	16	11
Anti-Other Religion	5	5	5
Anti-Multiple Religions, Group	1	1	1
Anti-Atheism/Agnosticism/etc.	1	1	1
Sexual Orientation:	102	123	137
Anti-Male Homosexual	53	65	86
Anti-Female Homosexual	6	9	5
Anti-Homosexual	41	47	44
Anti-Heterosexual	0	0	0
Anti-Bisexual	2	2	2
Ethnicity/National Origin:	28	46	42
Anti-Hispanic	17	26	28
Anti-Other Ethnicity/National Origin	11	20	14
Disability:	8	10	8
Anti-Physical	2	2	2
Anti-Mental	6	8	6

Table 11**Hate Crime Offenses, Victims, and Known Offenders
by Offense Type
2008 - 2012**

<i>Offense type</i>	<i>Offenses</i>	<i>Victims</i>	<i>Known offenders</i>
Total	551	723	662
Crimes against persons:	359	498	527
Murder and non-negligent manslaughter	0	0	0
Forcible rape	2	2	5
Aggravated assault	86	143	158
Simple assault	132	165	215
Intimidation	139	188	149
Other	0	0	0
Crimes against property:	192	225	135
Robbery	13	14	27
Burglary	15	19	16
Larceny-theft	8	10	8
Motor vehicle theft	2	2	2
Arson	7	13	4
Destruction/damage/vandalism	147	167	78
Other	0	0	0

Table 12

**Hate Crime Offenses
Known Offender's Race by Offense Type
2008 - 2012**

<i>Offense type</i>	<i>Total Offenders</i>	<i>Known offender's race</i>						<i>Unknown offender</i>
		<i>White</i>	<i>Black</i>	<i>American Indian/ Alaskan Native</i>	<i>Asian/ Pacific Islander</i>	<i>Multiple Races, Group</i>	<i>Unknown race</i>	
Total	662	384	186	1	6	3	82	249
Crimes against persons:	527	330	155	0	6	3	33	34
Murder and non-negligent manslaughter	0	0	0	0	0	0	0	0
Forcible rape	5	1	4	0	0	0	0	0
Aggravated assault	158	90	63	0	0	3	2	3
Simple assault	215	138	71	0	3	0	3	4
Intimidation	149	101	17	0	3	0	28	27
Other ¹	0	0	0	0	0	0	0	0
Crimes against property:	135	54	31	1	0	0	49	96
Robbery	27	8	19	0	0	0	0	0
Burglary	16	6	1	0	0	0	9	4
Larceny-theft	8	2	2	0	0	0	4	0
Motor vehicle theft	2	0	0	0	0	0	2	0
Arson	4	1	0	0	0	0	3	3
Destruction/damage/vandalism	78	37	9	1	0	0	31	89
Other ¹	0	0	0	0	0	0	0	0

Table 13

**Hate Crime Offense Type by Bias Motivation
2008 - 2012**

<i>Bias motivation</i>	<i>Total Offenses</i>	<i>Crimes against persons</i>						<i>Crimes against property</i>						
		<i>Murder</i>	<i>Forcible Rape</i>	<i>Aggravated Assault</i>	<i>Simple Assault</i>	<i>Intimidation</i>	<i>Other</i>	<i>Robbery</i>	<i>Burglary</i>	<i>Larceny-Theft</i>	<i>Motor Vehicle Theft</i>	<i>Arson</i>	<i>Destruction/damage/vandalism</i>	<i>Other</i>
Total	551	0	2	86	132	139	0	13	15	8	2	7	147	0
Race:	361	0	2	56	80	100	0	8	8	3	2	4	98	0
Anti-White	67	0	1	16	29	9	0	4	1	2	0	0	5	0
Anti-Black	268	0	1	38	46	80	0	4	7	1	2	4	85	0
Anti-American Indian/Alaskan Native	5	0	0	1	2	0	0	0	0	0	0	0	2	0
Anti-Asian/Pacific Islander	7	0	0	0	0	6	0	0	0	0	0	0	1	0
Anti-Multi-Racial Group	14	0	0	1	3	5	0	0	0	0	0	0	5	0
Religion:	52	0	0	5	7	8	0	0	1	2	0	2	27	0
Anti-Jewish	23	0	0	0	3	3	0	0	0	0	0	0	17	0
Anti-Catholic	3	0	0	0	0	0	0	0	1	2	0	0	0	0
Anti-Protestant	7	0	0	0	1	2	0	0	0	0	0	0	4	0
Anti-Islamic	12	0	0	5	2	3	0	0	0	0	0	1	1	0
Anti-Other Religion	5	0	0	0	1	0	0	0	0	0	0	1	3	0
Anti-Multiple Religions, Group	1	0	0	0	0	0	0	0	0	0	0	0	1	0
Anti-Atheism/Agnosticism/etc.	1	0	0	0	0	0	0	0	0	0	0	0	1	0
Sexual Orientation:	102	0	0	16	34	25	0	3	4	2	0	1	17	0
Anti-Male Homosexual	53	0	0	12	17	15	0	2	0	1	0	1	5	0
Anti-Female Homosexual	6	0	0	0	1	2	0	0	2	0	0	0	1	0
Anti-Homosexual	41	0	0	4	14	8	0	1	2	1	0	0	11	1
Anti-Heterosexual	0	0	0	0	0	0	0	0	0	0	0	0	0	0
Anti-Bisexual	2	0	0	0	2	0	0	0	0	0	0	0	0	0
Ethnicity/National Origin:	28	0	0	8	8	6	0	1	1	0	0	0	4	0
Anti-Hispanic	17	0	0	6	3	3	0	1	1	0	0	0	3	0
Anti-Other Ethnicity/National Origin	11	0	0	2	5	3	0	0	0	0	0	0	1	0
Disability:	8	0	0	1	0	0	0	1	1	1	0	0	1	0
Anti-Physical	2	0	0	0	0	0	0	0	0	0	0	0	0	0
Anti-Mental	6	0	0	1	0	0	0	1	1	1	0	0	1	0

Table 14
Hate Crime Offenses
Known Offender's Race by Bias Motivation
2008 - 2012

<i>Bias motivation</i>	<i>Total offenses</i>	<i>Known offender's race</i>						<i>Unknown offender</i>
		<i>White</i>	<i>Black</i>	<i>American Indian / Alaskan Native</i>	<i>Asian/ Pacific Islander</i>	<i>Multiple Races, group</i>	<i>Unknown race</i>	
Total	662	384	186	1	6	3	82	0
Race:	434	251	137	0	2	3	41	0
Anti-White	135	7	122	0	0	0	6	0
Anti-Black	259	214	15	0	1	0	29	0
Anti-American Indian/Alaskan Native	4	3	0	0	1	0	0	0
Anti-Asian/Pacific Islander	5	1	0	0	0	0	4	0
Anti-Multiple Races, Group	31	26	0	0	0	3	2	0
Religion:	41	22	5	1	2	0	11	0
Anti-Jewish	17	10	0	1	2	0	4	0
Anti-Catholic	3	0	1	0	0	0	2	0
Anti-Protestant	3	2	0	0	0	0	1	0
Anti-Islamic	11	9	1	0	0	0	1	0
Anti-Other Religion	5	1	3	0	0	0	1	0
Anti-Multiple Religions, Group	1	0	0	0	0	0	1	0
Anti-Atheism/Agnosticism/etc.	1	0	0	0	0	0	1	0
Sexual Orientation:	137	77	35	0	2	0	23	0
Anti-Male Homosexual	86	59	19	0	0	0	8	0
Anti-Female Homosexual	5	0	2	0	0	0	3	0
Anti-Homosexual	44	17	13	0	2	0	12	0
Anti-Heterosexual	0	0	0	0	0	0	0	0
Anti-Bisexual	2	1	1	0	0	0	0	0
Ethnicity/National Origin:	42	32	7	0	0	0	3	0
Anti-Hispanic	28	20	6	0	0	0	2	0
Anti-Other Ethnicity/National Origin	14	12	1	0	0	0	1	0
Disability:	8	2	2	0	0	0	4	0
Anti-Physical	2	1	0	0	0	0	1	0
Anti-Mental	6	1	2	0	0	0	3	0

Table 15

**Hate Crime Offenses
Offense Type by Bias Motivation
2008 - 2012**

<i>Bias motivation</i>	<i>Total Victims</i>	<i>Crimes against persons</i>					<i>Crimes against property</i>						
		<i>Murder</i>	<i>Forcible Rape</i>	<i>Aggravated Assault</i>	<i>Simple Assault</i>	<i>Intimidation</i>	<i>Robbery</i>	<i>Burglary</i>	<i>Larceny-Theft</i>	<i>Motor Vehicle Theft</i>	<i>Arson</i>	<i>Destruction/damage/vandalism</i>	<i>Other</i>
Total	723	0	2	86	132	139	13	15	8	2	7	147	0
Race:	486	0	2	56	80	100	8	8	3	2	4	98	0
Anti-White	84	0	1	16	29	9	4	1	2	0	0	5	0
Anti-Black	360	0	1	38	46	80	4	7	1	2	4	85	0
Anti-American Indian/Alaskan Native	5	0	0	1	2	0	0	0	0	0	0	2	0
Anti-Asian/Pacific Islander	11	0	0	0	0	6	0	0	0	0	0	1	0
Anti-Multiple Races, Group	26	0	0	1	3	5	0	0	0	0	0	5	0
Religion:	58	0	0	5	7	8	0	1	2	0	2	27	0
Anti-Jewish	25	0	0	0	3	3	0	0	0	0	0	17	0
Anti-Catholic	3	0	0	0	0	0	0	1	2	0	0	0	0
Anti-Protestant	7	0	0	0	1	2	0	0	0	0	0	4	0
Anti-Islamic	16	0	0	5	2	3	0	0	0	0	1	1	0
Anti-Other Religion	5	0	0	0	1	0	0	0	0	0	1	3	0
Anti-Multiple Religions, Group	1	0	0	0	0	0	0	0	0	0	0	1	0
Anti-Atheism/Agnosticism/etc.	1	0	0	0	0	0	0	0	0	0	0	1	0
Sexual Orientation:	123	0	0	16	34	25	3	4	2	0	1	17	0
Anti-Male Homosexual	65	0	0	12	17	15	2	0	1	0	1	5	0
Anti-Female Homosexual	9	0	0	0	1	2	0	2	0	0	0	1	0
Anti-Homosexual	47	0	0	4	14	8	1	2	1	0	0	11	0
Anti-Heterosexual	0	0	0	0	0	0	0	0	0	0	0	0	0
Anti-Bisexual	2	0	0	0	2	0	0	0	0	0	0	0	0
Ethnicity/National Origin:	46	0	0	8	8	6	1	1	0	0	0	4	0
Anti-Hispanic	26	0	0	6	3	3	1	1	0	0	0	3	0
Anti-Other Ethnicity/National Origin	20	0	0	2	5	3	0	0	0	0	0	1	0
Disability:	10	0	0	1	3	0	1	1	1	0	0	1	0
Anti-Physical	2	0	0	0	2	0	0	0	0	0	0	0	0
Anti-Mental	8	0	0	1	1	0	1	1	1	0	0	1	0

Table 16
Hate Crime Offenses
Victim Type by Bias Motivation
2008 - 2012

<i>Bias motivation</i>	<i>Total offenses</i>	<i>Victim type</i>							
		<i>Individual</i>	<i>Business</i>	<i>Financial Institution</i>	<i>Government</i>	<i>Religious organization</i>	<i>Society/public</i>	<i>Other</i>	<i>Unknown</i>
Total	551	266	9	0	1	4	0	3	0
Race	361	166	5	0	0	0	0	2	0
Religion	52	17	3	0	1	4	0	0	0
Sexual Orientation	102	64	0	0	0	0	0	1	0
Ethnicity/National Origin	28	13	0	0	0	0	0	0	0
Disability	8	6	1	0	0	0	0	0	0

Table 17

**Hate Crime Offenses
Known Offender's Race
2008 - 2012**

Total	659
White	384
Black	186
American Indian/Alaskan Native	1
Asian/Pacific Islander	6
Multiple Races, Group	0
Unknown Race	82

Table 18

**Hate Crime Offenses
Bias Motivation by Location
2008 - 2012**

<i>Location</i>	<i>Total Offenses</i>	<i>Bias motivation</i>				
		<i>Race</i>	<i>Religion</i>	<i>Sexual orientation</i>	<i>Ethnicity/national origin</i>	<i>Disability</i>
Total	551	361	52	102	28	8
Air/bus/train terminal	3	3	0	0	0	0
Bank/savings and loan	1	0	0	1	0	0
Bar/nightclub	14	10	0	3	1	0
Church/synagogue/temple	13	0	13	0	0	0
Commercial office building	7	4	3	0	0	0
Construction site	0	0	0	0	0	0
Convenience store	5	4	0	0	1	0
Department/discount store	6	5	1	0	0	0
Drug store/Doctor's office/hospital	1	0	0	1	0	0
Field/woods	3	2	0	1	0	0
Government/public building	2	2	0	0	0	0
Grocery/supermarket	5	2	1	2	0	0
Highway/road/alley/street	121	81	5	27	7	1
Hotel/motel/etc.	4	1	0	1	2	0
Jail/prison	1	1	0	0	0	0
Lake/waterway	0	0	0	0	0	0
Liquor store	1	1	0	0	0	0
Parking lot/garage	45	27	7	8	2	1
Rental storage facility	0	0	0	0	0	0
Residence/home	213	151	14	33	10	5
Restaurant	13	7	1	3	2	0
School/college	55	34	4	15	2	0
School/elementary	2	1	0	1	0	0
Service/gas station	2	2	0	0	0	0
Shopping Mall	1	0	0	1	0	0
Specialty store (TV, fur, etc.)	2	2	0	0	0	0
Other/unknown	31	21	3	5	1	1